

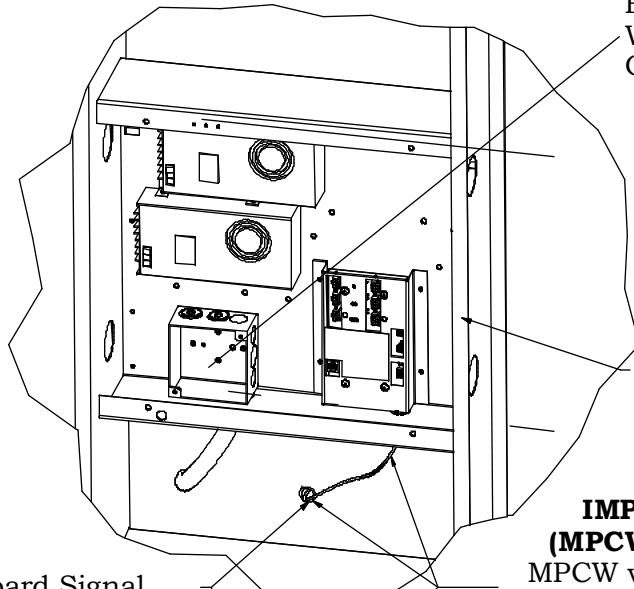
Scoreboard Face removed for clarity.

**Detail A
Front Interior View**

Power to 4x4 box
Wire Connections
 Black to Line
 White to Neutral
 Green to Ground

Carefully remove knockouts in back of cabinet. (if alternate power and signal entrance locations are made, do not remove knockouts)

All conduit, connectors and boxes must be raintight.



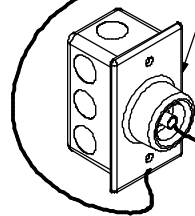
Scoreboard coax signal from control room (wired) or from MPCX rain-tight box (wireless). (see print 275-0131 for MPCX rain-tight box installation)

Replace inner and outer covers when finished making connections

IMPORTANT: (MPCW CONTROL)
 MPCW wireless signal connections will not be same as shown. See print 275-0681 for details.

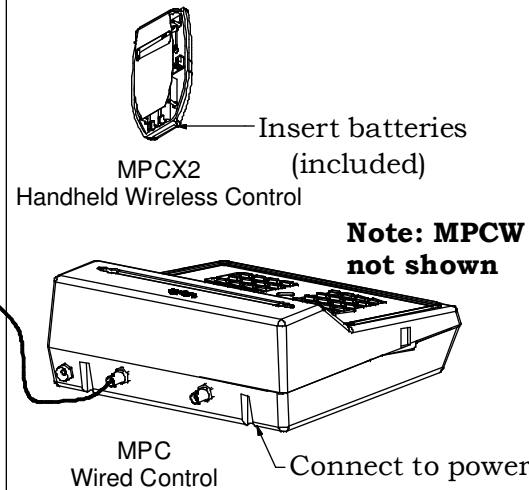
Scoreboard Signal (1/4" dia direct burial 2 wire coaxial control cable RG58/U. Order length required from Nevco) to Operator's Control

If coax connection is not in dry location (such as press box), weatherproof installation is required.

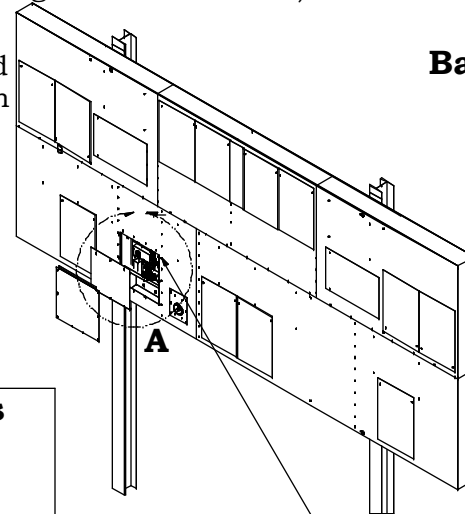


Connect coax to dry location junction box (box must not be in contact with metal surfaces). Connection can be made to either cable jack. Disconnect from junction box when not in use.

Operator's Control Options



Note: MPCW not shown



Back View

Disconnect Switch * (Supplied by others)

* National Electrical Code requires a disconnect switch within sight of sign or lockable within the building. If neither is available, install a disconnect at the scoreboard.

Cover to Power Enclosure typically opposite Power/Signal holes. Alternate hole locations may be selected by installer. Check new location before drilling. If new location is used, leave plastic plugs in holes provided by Nevco.

Important. Read before installation.

This sign is intended to be installed in accordance with the requirements of Article 600 of the National Electrical Code and/or other applicable local codes. This includes proper grounding and bonding of the sign. All personnel who work with electrical connections must be educated in the safe procedures for installing and repairing electrical connections before they are given the responsibility of performing such tasks. Conduit and fittings are supplied by installer.

Electrical and Signal Connections
 Outdoor Scoreboard



Nevco, Inc.
 Greenville, Illinois 62246

Drawing No. 275-0193

Drawn DBB

Date 6/1/2015

Sheet 1 of 1